

A photograph of a high-end dining room. The room features several round tables covered with white tablecloths, each set with silverware, glassware, and a small blue decorative item. The chairs are upholstered in a vibrant teal color with gold-colored piping along the edges. Large, arched windows with intricate leaded glass patterns allow natural light to fill the space. Ornate chandeliers with multiple lit bulbs hang from the ceiling. The walls are light-colored and decorated with framed artwork and mirrors. In the foreground, a vase of purple and pink flowers is visible on the left. The overall atmosphere is elegant and sophisticated.

How to make a video call

A guide on how to make a video call

Video calling allows you to keep in touch with your family and friends digitally, allowing you to actually see the person you are talking to using your laptop, phone or tablet's camera so you can have a more personal face-to-face talk with them.

There are many different ways you can make a video call from your device. Please find information below on how to make a video call using WhatsApp.



WhatsApp

Video calling



AUDLEY
VILLAGES




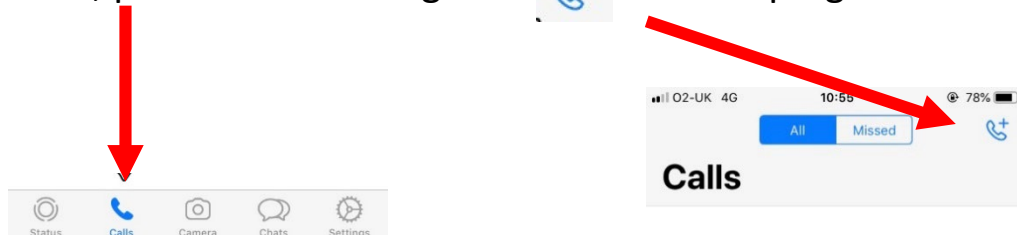
How to make a video call - WhatsApp

1. Download the WhatsApp application and / or open WhatsApp from your device. Depending on which device (computer, tablet or phone) you plan to use, you'll download a specific version of WhatsApp. Visit <https://www.whatsapp.com/download> to download.



2. If you are new to WhatsApp, follow the instructions prompted to register your phone number. Once setup, let your family and friends know so they're ready to receive your calls, and can also call you.
3. To make a call, open WhatsApp:


- Press the 'Call' button at the bottom of the screen
- Then, press the following icon  at the top right hand corner





How to make a video call - WhatsApp

4. A list of names will appear of all the people in your phone book who also have the WhatsApp app. To make a video call, scroll down to the contact you wish to call:
- Tap the video camera icon beside the name of the contact you wish to call



*Note that not all contacts have video capability

- If prompted, tap **allow** to give WhatsApp access to your devices microphone and camera
5. Once the video camera icon is pressed, this will start calling the contact you have chosen. Look into the front facing camera and when the call is answered speak clearly into the microphone.

How to make a video call - WhatsApp



6. Once you've finished the call, simply press the red handset icon to end the conversation.

