

A photograph of a high-end dining room. The room features several round tables covered with white tablecloths, each set with silverware, glassware, and a small blue decorative item. The chairs are upholstered in a vibrant teal color with gold-colored nailhead trim. Large, arched windows with intricate leaded glass patterns allow natural light to fill the space. Ornate chandeliers with multiple lit bulbs hang from the ceiling. The walls are light-colored and decorated with framed mirrors and artwork. In the foreground, a vase of purple and pink flowers is visible on the left. A semi-transparent white box with the text "How to make a video call" is centered over the image.

How to make a video call

A guide on how to make a video call

Video calling allows you to keep in touch with your family and friends digitally, allowing you to actually see the person you are talking to using your laptop, phone or tablet's camera so you can have a more personal face-to-face talk with them.

There are many different ways you can make a video call from your device. Please find information below on how to make a video call using Skype.



Skype

Video calling



AUDLEY
VILLAGES



How to make a video call - Skype

On your laptop

1. Depending on which device (computer, tablet or phone) you plan to use, you'll download a specific version of Skype. Visit www.skype.com/en/get-skype to download. You can also use Skype on a web browser without the need to download anything.

Download Skype

A screenshot of the Skype download page. It is divided into two main sections: 'Skype for Desktop' and 'Skype for Mobile'. The 'Skype for Desktop' section includes text about availability for Windows, Mac OS X, and Linux, a link to terms of use, and a blue button labeled 'Get Skype for Windows'. The 'Skype for Mobile' section features a QR code, buttons for 'Download on the App Store' and 'GET IT ON Google Play', and text indicating availability for Android and iPhone.

Skype for Desktop

Available for Windows, Mac OS X and Linux.

By downloading Skype, you accept [Terms Of Use](#) and [Privacy & Cookies](#).

[Get Skype for Windows](#)

Skype for Mobile

Available for Android and iPhone.

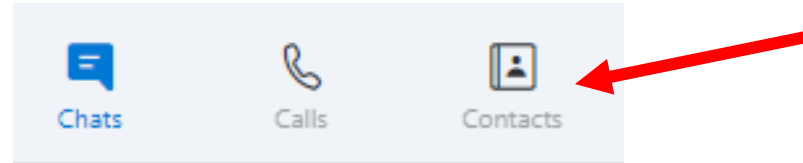
2. Next you'll need to create an account. When prompted, choose a username and password you can easily remember. Once setup, share this username with your family and friends so they're ready to receive your calls, and can also call you.



How to make a video call - Skype

On your laptop

3. Once you've given out your Skype username, ask your loved ones for their usernames. You can easily add them after logging on by clicking the 'Contacts' button and then 'New Contact'.



4. After creating your contact list, you'll be ready to make your first Skype call. Select a family member or friend to call by clicking on their name if the other person does not yet have a Skype account, you can click 'invite to Skype' to send them a link. You'll then see a series of buttons and you'll decide which kind of call you'd like to make:

- video call (A)
- audio call (B)
- add another person into the conversation (C).

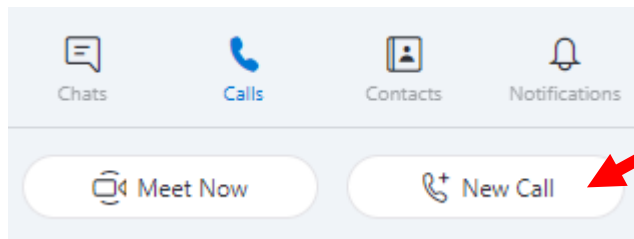




How to make a video call - Skype

On your laptop

Alternatively, press the 'Calls' icon and 'New Call' to select your new contact. You will be promoted to start a new audio or video call.



5. As long as you have a good internet connection, you'll have a full screen of his or her picture. There will be a small square showing your own image in one corner.
6. Once you've finished the call, simply press the red handset icon to end the conversation, and close out of the program.

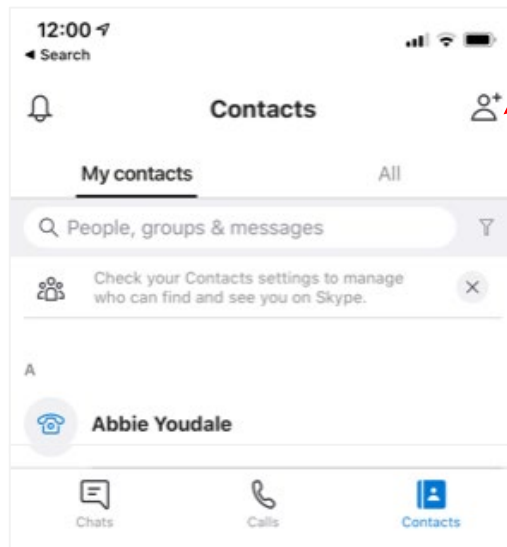


How to make a video call - Skype

On your smart phone or tablet

When using Skype on a mobile phone the experience and layout may look different.

1. Open the app and sign in. Once signed in you can add your new contact by clicking 'Contacts' in the bottom corner, then click the '+' icon.

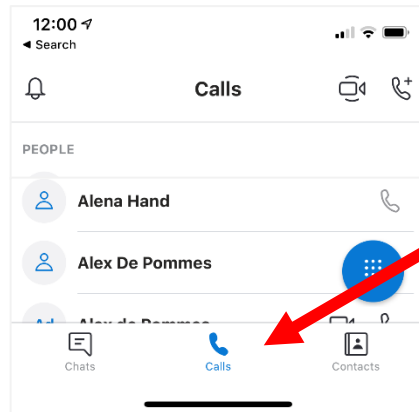




How to make a video call - Skype

On your smart phone or tablet

2. To start a new call, simply click the 'Calls' icon at the bottom of the screen and select your new contact.



You will then be asked if you'd like an audio or video call.

